

WordPress Integration

Why WordPress



Around 810 million websites use WordPress as of 2023, according to our best estimations. This represents around 43% of all websites. And that figure is growing rapidly. In fact, over 500 sites are built with WordPress every day, compared to just 60-80 on competitor platforms like Shopify and Squarespace. A lot of them are hosting ecommerce websites while planning for adopting 3D ecommerce. Marvin XR wordpress integration opens up the opportunity to easily start using product 3D visualization and WebAR capabilities.

WordPress Integration Steps

1. Create a Surface AR campaign. For product 3D-AR visualization, this is the most suitable AR experience for ecommerce.

Let's Begin - This Is The Way

Create The Magic

Create web AR app in 3 easy steps

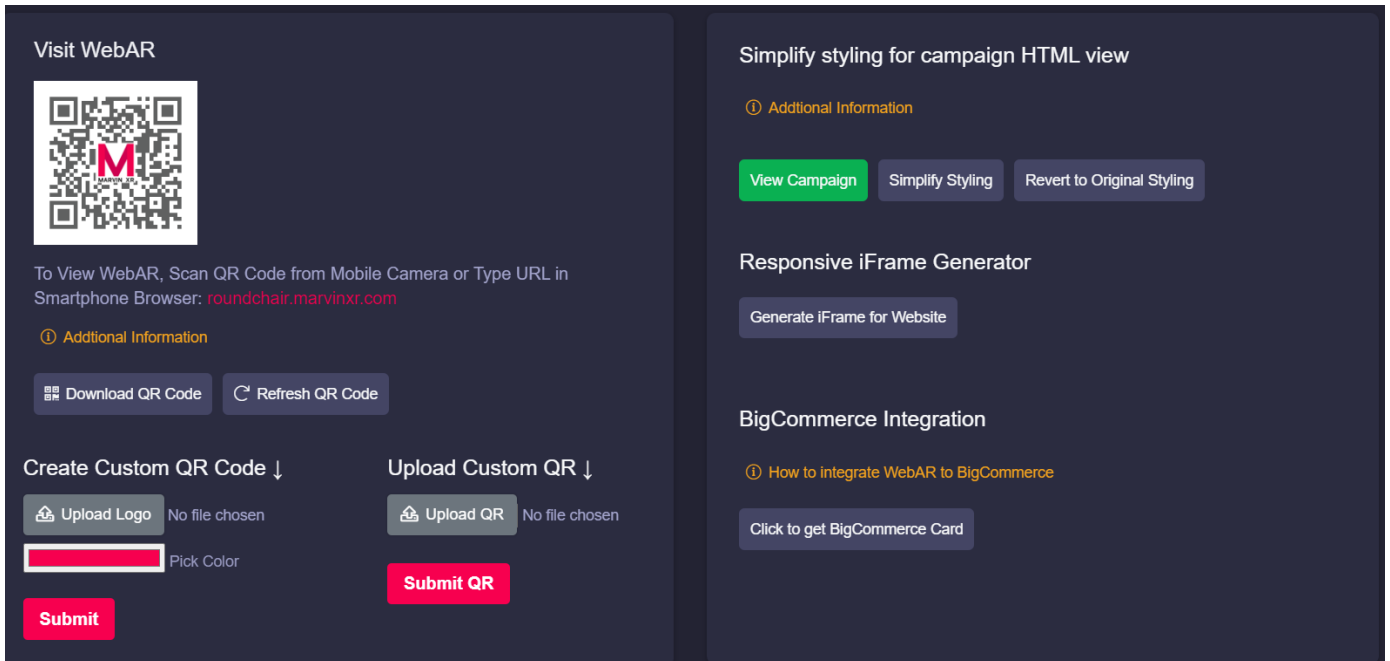
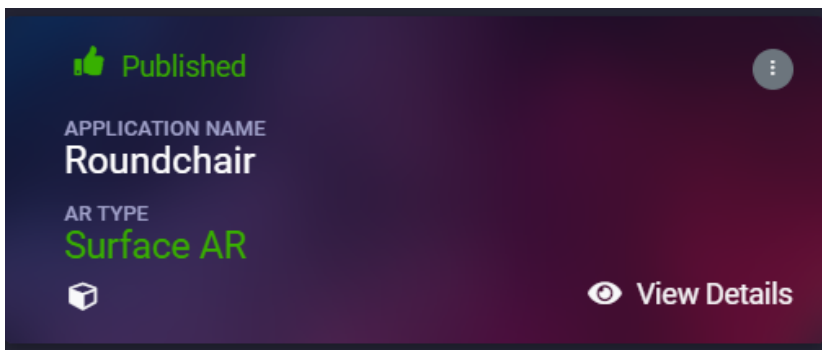
Application Name *(No Space, Dash, Underscore Or Special Character)* *

RoundChair

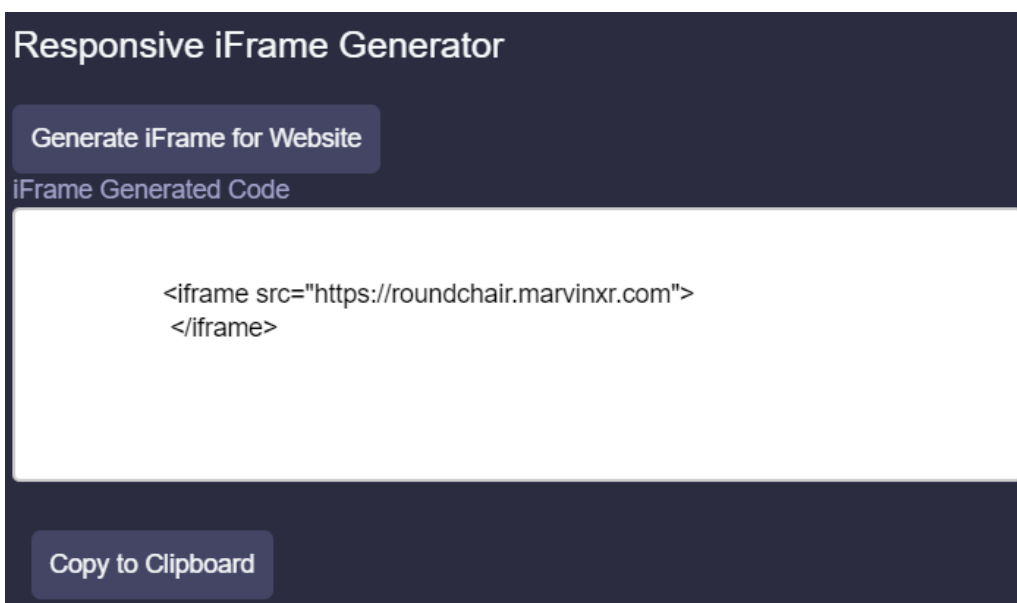
Select AR Type *

☒ Surface AR

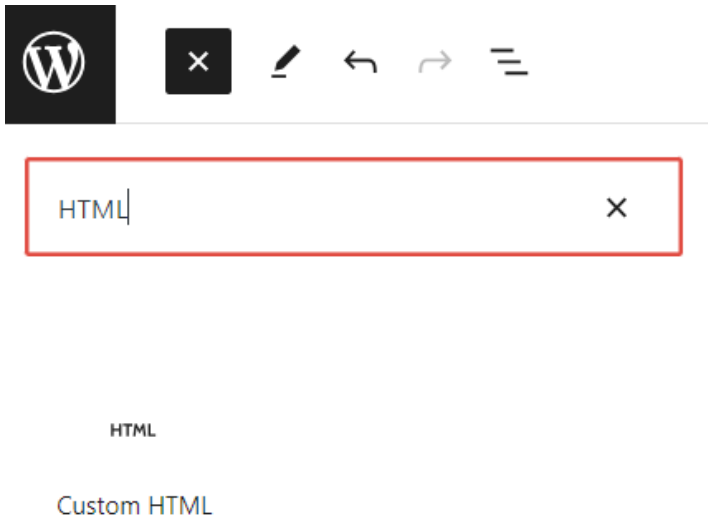
2. Click **View Details** on your AR campaign card and go to **AR Show** menu.



3. Click on **Generate iFrame for Website** to get the iFrame syntax. Click on **Copy to Clipboard** button.



4. Go to your **WordPress admin account** and click on the product page where you want to embed 3D-WebAR. Add **Custom HTML** Blocks to the page.



5. Add the following piece of code - iFrame embedding. Adjust the height and width according to your choice and click on the **Preview** mode to display the results.

```
<iframe src="https://roundchair.marvinxr.com" style="height: 480px; width: 580px; overflow: hidden; border: 0;"></iframe>
```

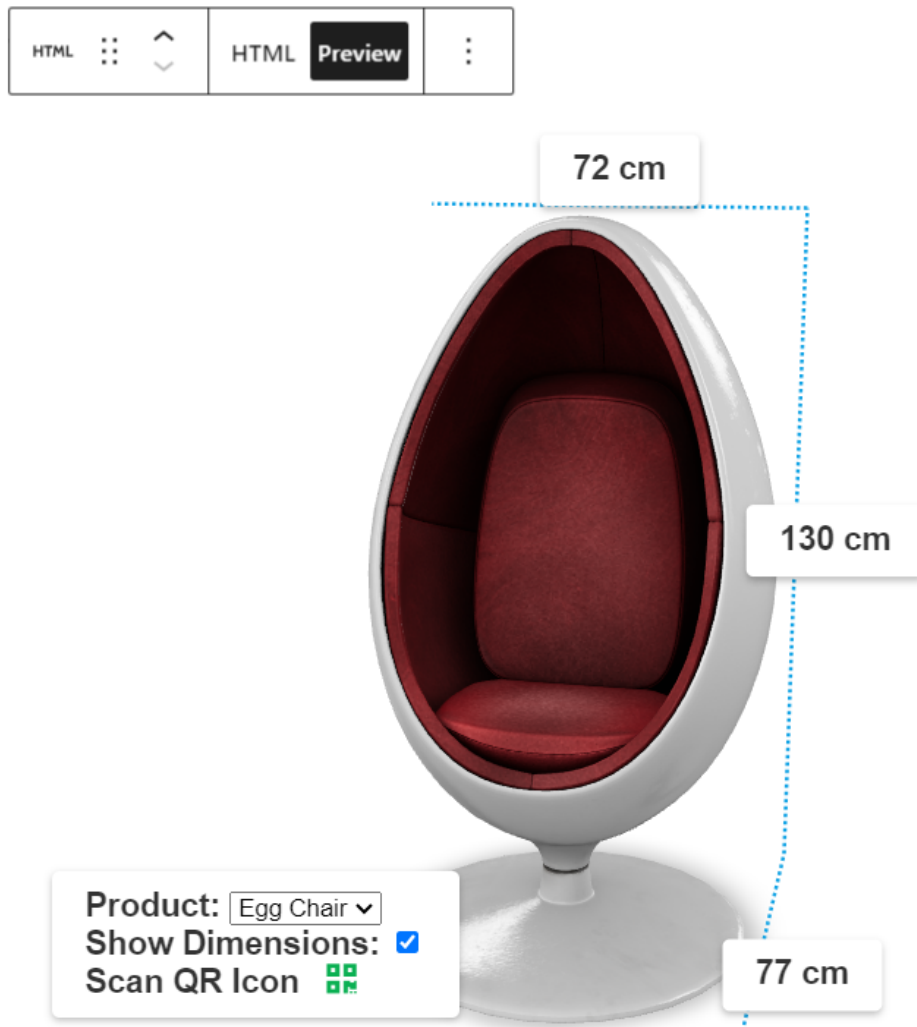


```
<iframe src="https://roundchair.marvinxr.com" style="height: 500px; width: 600px; overflow: hidden; border: 0;"></iframe>
```

6. Now the integration is done. Publish your product page and share it with millions of users across the internet.

Marvin XR - WordPress Integration

Around 810 million websites use WordPress as of 2023, according to our best estimations. This represents around 43% of all websites. And that figure is growing rapidly. A lot of them are hosting ecommerce websites while planning for adopting 3D ecommerce. Marvin XR wordpress integration opens up the opportunity to easily start using product 3D visualistion and WebAR capabilities.



Congratulations! Now you have successfully integrated 3D AR view for your WordPress ecommerce store. The iFrame address should point to the AR campaign. If you have a custom DNS mapped name, you can use it to the iFrame address too.

All the analysis will be collected inside Marvin XR campaign dashboard and insight for your reference. If you want to use AR campaigns in different channels at the same time, you can do it too. Now enjoy your WordPress site with next generation customer experience and see the revenue growth.

Revision #1

Created 13 October 2023 05:20:54 by Admin

Updated 27 March 2024 10:49:18 by Admin